

HG-703724S-2122 (for 900mm)

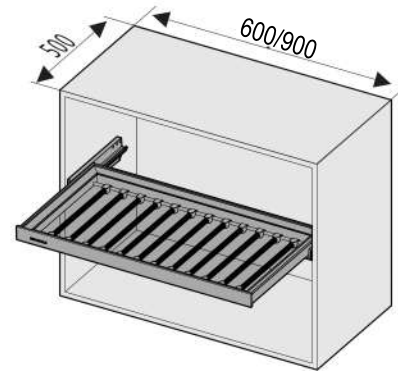
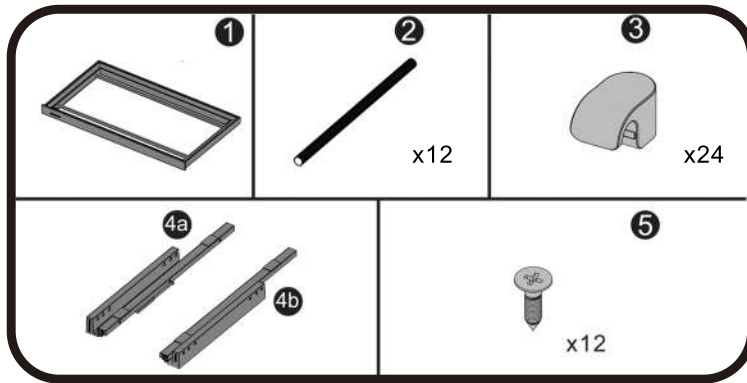
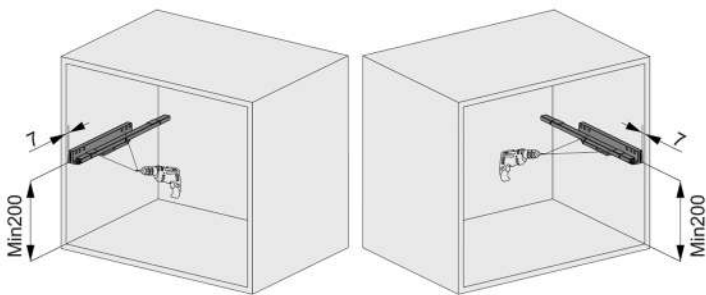


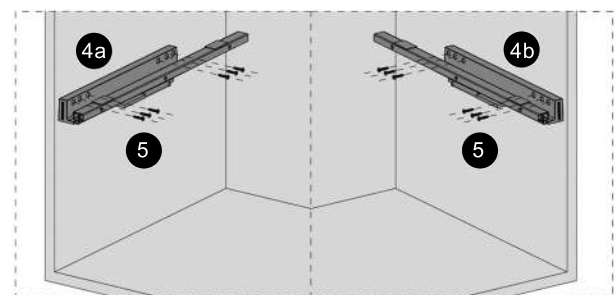
Illustration for Drilling

- 1 Drill 12 holes with \varnothing of 2.5mm each side.




Slider Installation

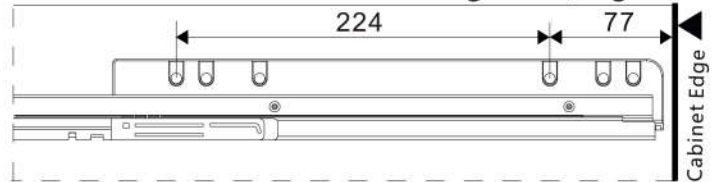
- 2 Affix the left and right sliders using 12pcs of screws.



Drilling size (Left)

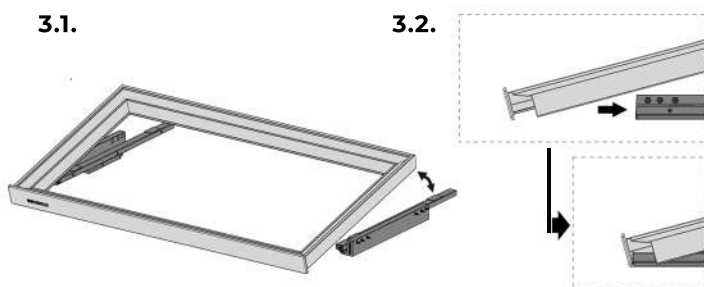


Drilling size (Right)



Frame Assembly

- 3 Hold the frame at the illustrated angle (3.1) and push to the sliders (3.2). Make sure that the frame is firmly attached to the velcro.



Rack Assembly

- 4 Attach the hooks to each rod (4.1) and install to the frame (4.2).

