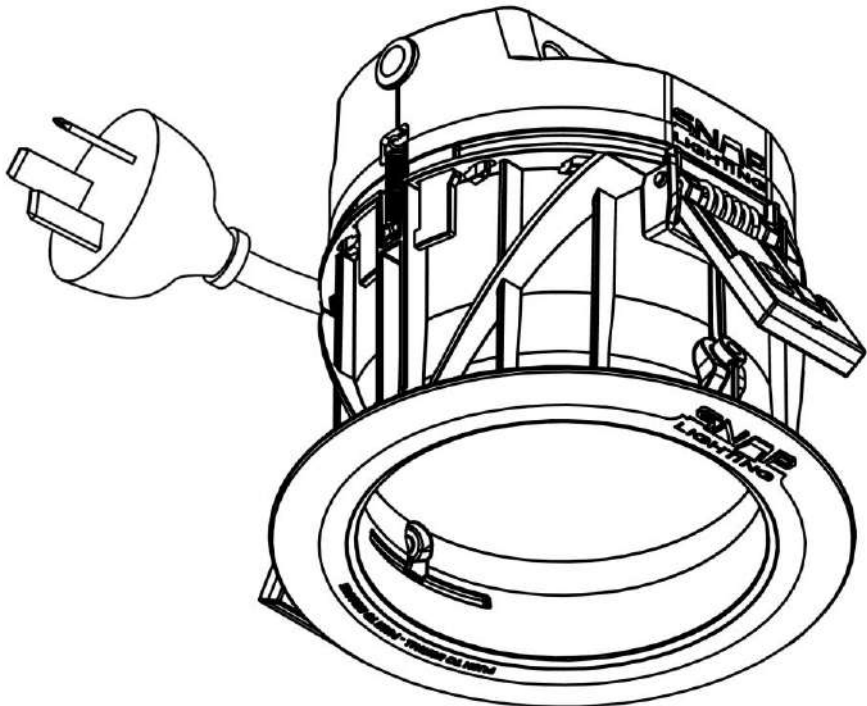




UNIVERSAL SOCKET

SL-1601-101



SNAP LIGHTING - UNIVERSAL SOCKET

Thank you for purchasing this Snap Lighting product. To ensure correct function and safety please read and follow all instructions carefully before installation and use of this product. Check website for warranty, terms and conditions.

Model No: SL-1601-101

IP Rating: IP20


Certification: RCM 

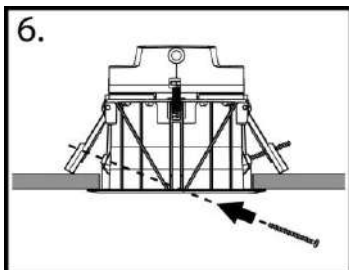
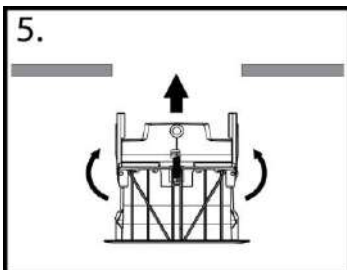
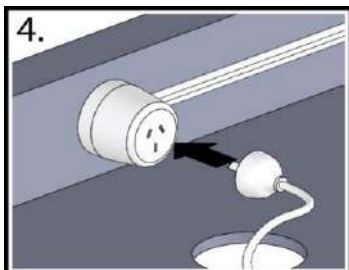
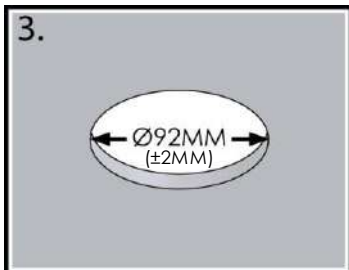
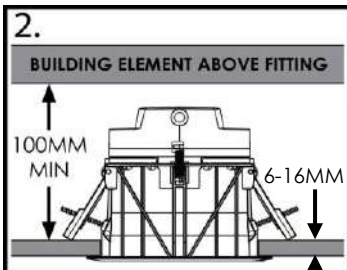
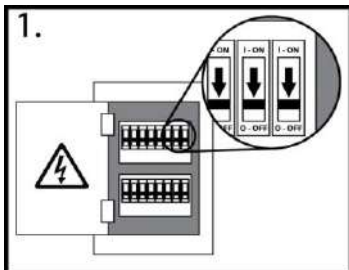
Class: Class I* 

Rated Voltage: 220-240V AC 50/60Hz

Rated Current: 3A Max

Rated Ambient (Ta): 40°C

Location: Indoor Use Only 

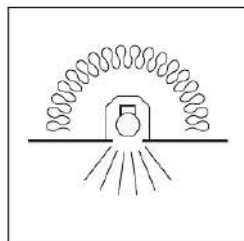


INSTALLATION

1. Disconnect mains power before installation
2. Ensure at least 100mm clearance height in ceiling space, and 6-16mm ceiling thickness for correct fitment
3. Cut a Ø90-94mm diameter hole in the ceiling. CAUTION: Check ceiling space is clear before cutting
4. Insert the plug into the power outlet (plug base) in the ceiling space. Ensure cable has slack.
CAUTION: If there is no existing power outlet, installation must be carried out by a Licensed Electrician
5. Push back the retaining clips and insert the socket into the ceiling hole
6. From the room side, insert and tighten the two reinforcement screws provided** (do not over-tighten)

SAFETY

- If the external flexible cable or cord of this luminaire is damaged, it shall be exclusively replaced by the manufacturer or its service agent or a similar qualified person in order to avoid a hazard
- The Snap Lighting socket has been tested in accordance with Australian Standards for an insulation classification of IC. IC recessed luminaires can be abutted and covered by normally flammable materials including fixed building insulation. The temperature of the fitting does not exceed 90C when building insulation abuts or covers the luminaire
- Building elements and insulation may abut the sides and top of the luminaire
- It is the responsibility of the installer/owner to ensure the mounting surface (plaster) is in suitable condition to support 2 times the weight of any fittings attached to this socket (max. fitting weight 5kg)
- **WARNING:** This luminaire is not suitable for use under loose-fill insulation
- **WARNING:** Ensure globes/fitings have cooled before handling the products in any way
- **WARNING:** For your safety and the safety of others, use only with official Snap Lighting products



*Is independently a class II device (double insulated) but requires an earth connection so Class I devices can be connected

** Warranty void if different screws used to those provided